



District Report Card: 2017


| | |
|------------------------------|-------------------------------|
| State: Andhra Pradesh | District: Vizianagaram |
| Class: 5 | Subject: Language |
| Schools: 61 | Students: 929 |


Participation/Coverage


Students

| GENDER  | Boys | | Girls | |
|--|--------|-------|--------|-------|
| | Number | % | Number | % |
| | 424 | 45.64 | 505 | 54.36 |

| AREA  | Rural | | Urban | |
|---|--------|-------|--------|-------|
| | Number | % | Number | % |
| | 817 | 87.94 | 112 | 12.06 |

| CATEGORY  | SC | | ST | | OBC | | GEN | |
|--|--------|-------|--------|-------|--------|-------|--------|------|
| | Number | % | Number | % | Number | % | Number | % |
| | 145 | 15.61 | 130 | 13.99 | 589 | 63.40 | 65 | 7.00 |

| CWSN  | LD | VI | HI | S&LD | ID | Oth |
|--|----|----|----|------|----|-----|
| | 2 | 0 | 0 | 1 | 2 | 1 |

| Management  | Government | | Government-aided | |
|--|------------|--------|------------------|------|
| | Number | % | Number | % |
| | 929 | 100.00 | 0 | 0.00 |

Average Performance of Students in Language (%)

| Overall | Gender | | Area | | Management | | Social Group | | | |
|---------|--------|--------|-------|-------|------------|-------|--------------|-------|-------|-------|
| | Male | Female | Rural | Urban | Govt. | Aided | SC | ST | OBC | GEN |
| 64.23 | 63.74 | 64.65 | 65.80 | 52.80 | 64.23 | 0.00 | 53.24 | 56.82 | 68.56 | 64.41 |

Performance on Learning Outcomes (LOs)

| Learning Outcomes | Description | Average Performance(%) |
|-------------------|--|------------------------|
| L504 | Reads and comprehends independently storybooks, news items/ headlines, advertisements etc. | 61.66 |
| L508 | Reads text with comprehension, locates details and sequence of events | 65.52 |

| Range of Performance of Students who Answered Correctly | | | | | | | |
|---|-------|-----------|-------|-----------|-------|-----------|-------|
| Below 30% | | 30% - 50% | | 50% - 75% | | Above 75% | |
| Number | % | Number | % | Number | % | Number | % |
| 106 | 11.41 | 161 | 17.33 | 314 | 33.80 | 348 | 37.46 |

Lowest Performing Learning Outcomes (LOs)

- 1 - Reads and comprehends independently storybooks, news items/ headlines, advertisements etc. (61.66)
- 2 - Reads text with comprehension, locates details and sequence of events (65.52)